





Reading/Phonics	Physical Development	Maths	Other
<p>We teach phonics daily using the letters and sounds phonics scheme.</p> <p>At present we are concentrating on Phase one, which is all about developing listening skills and an awareness of different sounds.</p> <p>Make two shakers You could use plastic bottles, yoghurt pots or two little plastic pots and fill with something different e.g. rice in one and pasta in another. If you wanted to you could make one out of toilet paper tubes.</p> <p>https://www.youtube.com/watch?v=T6WtrYUDEmM</p> <p>When you shake each one listen to the different sounds they make.</p> <p>Play a listening game with someone. One person has to go behind a chair and shake one of the shakers. Can the other person guess which one they are shaking just by hearing the sound it makes?</p> <p>You could even make three shakers!</p> <p>This week we are also beginning to link sounds to different letters. Watch https://www.youtube.com/watch?v=sUmUpf-JNoU</p>	<p>Gross Motor Skills: This term as part of our Golden Thread 'Mindfulness' we will be learning and practising yoga. We use the Cosmic Kids Channel on YouTube. Please find link below.</p>  <p>https://www.youtube.com/watch?v=v9W8iV4AJYQ</p> <p>Alternatively you can practise these moves without the video. Make up your own space story and some of the things you will see. Always start your yoga with 'Namaste'</p> 	<p>Try matching numeral to amounts.</p> <p>Have the numbers 1 to 5 written on pieces of card/paper.</p> <p>Can you put the numbers in order?</p> <p>Match the numeral to the correct amount of items e.g. bricks, cars, dolls, pencils.</p> <p>Look around you house and find:</p> <ul style="list-style-type: none"> • 1 toothbrush • 2 spoons • 3 pegs • 4 socks • 5 shoes <p>Turn the numbers over and then turn one over - Can you do that many jumps? Turn another over and do that many jumps. Continue until you have turned them all over.</p> <p>There are also lots of games involving matching numbers to numerals on Topmarks.</p> <p>https://www.topmarks.co.uk/maths-games/5-7-years/counting</p> <p>-----</p> <p>Create your own shop.</p> <p>For example, make a bookshop, toyshop or use tins and packets from your store cupboard to make a food shop.</p>	<p>Our Story of the Week is 'Whatever Next' by Jill Murphy.</p>  <p>Read the book with your child or watch it here: https://youtu.be/y8sYxh9vVbo</p> <p>Act out the story with an empty box, a teddy, colander and owl soft toy. If you have a big enough box, your child will love being the teddy and going to the moon! Read the story every day, allowing your child to tell increasing parts of it. Once they can tell the story by themselves, perhaps you could change parts of the story to make a new story, e.g. a unicorn flying to Mars and having a picnic with ??? Be as silly as you can!</p> <p>You could try to make a space rocket using empty cardboard tubes, mince pie trays, satsuma netting etc. Something like this:</p>

Can you look around your house and find things that begin with the 's' sound. When you say the sound make, your hands move like a snake.

Outer Space Yoga

5 easy yoga poses for kids



Can your child do this?

Sit on the floor with legs crossed and hands on their head and then get up to standing without taking their hands off their head.

Fine Motor Skills:

Snip, snap

Practise snipping and cutting in straight lines. Cut lots of strips of paper about 2-3cm wide from magazines and junk mail.

Make playdough for your child to play

Price everything up, maybe just using 1p or 2p to begin with.

(Extend) Add up amounts if two items or more are bought together.

'Write' your own shopping list.

Play some games with the coins.

- Make some coin rubbings
- Sort the coins and then count how many of each coin you have.
- Put coins in a feely bag and try to guess which coin it is by touch alone.



Can you sing this little song?

<https://www.youtube.com/watch?v=DEHBmZxAf8>

with:

- 1 cup plain flour
- $\frac{1}{2}$ cup of salt
- 1 tbs cooking oil
- Food colouring
- 2 tsp cream of tartar
- 1 cup water

Put all ingredients in a saucepan and heat.
As it heats up it will form a dough

When you have made play dough or if you have any shop bought dough try doing some dough disco.

<https://www.youtube.com/watch?v=BOLR3pQt8zq>