







Bonneygrove Primary School

Nursery Curriculum Newsletter





Summer Half Term Two 2025-26

Mrs Photi

Communication and Language		Physical Development	
<p>This half-term we will be introducing Talk4Writing. The children will learn to retell simple stories using story maps to help them remember the correct sequence of events. This programme will help them use longer sentences and start using a range of connectives to join two sentences. In our conversations, we will continue encouraging the use of full sentences and clear articulation. Our Vocabulary Wall will be used to record relevant words / phrases that we would like children to use in their conversations.</p>		<p>On our Sports Day, the children will take part in traditional activities like egg and spoon races, hurdles and sprinting. In Pen Disco they will be practising anticlockwise circles, triangles, zigzags, rainbows and waves. We will continue working on our upper body strength by playing parachute games and crawling through tunnels. Children will have opportunities to improve their scissor skills by holding the scissors correctly and cutting along a straight line.</p>	
Personal, Social and Emotional Development		Literacy	
<p>We will start preparing ourselves for the Transition to Reception. The children will spend time in the Reception classrooms and outdoor environment. We will also be joining Reception in the woods once a week. Children will be encouraged to self-regulate their emotions using the strategies they have been practising this year. We will continue our focus on independence in all aspects of daily living, including the correct use of cutlery.</p>		<p>We will revise all phonemes taught to date and learn the remaining Phase 2 phonemes. We are continuing to develop our oral blending and segmenting skills. We will be enjoying a range of fiction and non-fiction texts. The children will learn to recognise their names and attempt writing some letters from their names.</p>	
Mathematics		Understanding the World	
<p>We will revise the composition of 5, subitising, more than, fewer than, 2D and 3D shapes and patterns. The children will learn</p>		<p>The children will learn that Africa is a continent and where it is on the globe. They will locate the UK,</p>	



Bonneygrove Primary School

<p>about what comes after / what comes before a given number and explore mass, capacity, height, length and distance. They will learn to confidently recite numbers from 0 to 15 and count backwards from 10.</p>		<p>Kenya and South-Africa on maps and in Atlases. They will compare the housing, climate, animals and vegetation in the UK and Kenya. The children will learn to say hello in Swahili and Zulu. They will identify the Big Five and some other African animals and learn which are herbivores, carnivores and omnivores. They will make and drink their own Redbush Tea.</p>	
<p align="center">Expressive Arts and Design</p>		<p align="center">Home Learning</p>	
<p>The children will learn a Swahili Song (Jambo) a Zulu Song (Sani Bonani) and Hakuna Matata with Makaton. They will learn a traditional African dance called Pata-Pata.</p> <p>We will create geometric fabric art using a printing technique with bold colours. The children will also make their own Masai necklaces.</p>		<p align="center"><u>Phonics</u></p> <p>Consider signing up for phonicsplay.co.uk to play lots of fun phonics games at home. This will also be very useful during Reception, so worth the annual subscription.</p> <p align="center"><u>Maths</u></p> <p>Go to topmarks.co.uk for age-appropriate games to play for free. Use correct mathematical vocabulary and encourage your child to explain their thinking</p> <p align="center"><u>General</u></p> <p>Please start practising using a knife and fork – ready for Reception lunchtime!</p>	
<p align="center">Key Dates</p>			
<p align="center"> Nursery Sports Day – 4th June Father's Day – 21st June Transition Day – 9th July Term Ends – 21st July </p>			